

BETO

suspended

EN Luminaire housing from extruded aluminium profile, angular design; extremely slim design (only 42 × 42 mm); no visible screws; surface powder coated; pendant fitting with cable suspension; with integrated tool-less suspension height adjustment; spring clip attachment to the luminaire; freely positionable; with feeder cable; extruded profile for improved thermal management; high-gloss reflector with faceted design; direct / indirect light distribution; indirect light component with integrated PC boards and high-quality lens system for maximum, homogeneous ceiling illumination, optionally separately controllable; energy-efficient LEDs with very good colour rendering

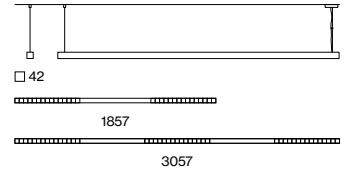
FR Corps de luminaire en profil extrudé en alu, version arête ; forme extrêmement élancée (seulement 42 × 42 mm) ; aucune vis visible ; surface thermolaquée ; suspension par câble ; réglage en hauteur sans outil au luminaire ; fixation au luminaire au moyen de clips à ressort ; positionnement libre ; conduit d'alimentation inclus ; profil extrudé pour une meilleure gestion de la température ; réflecteur ultra-brillant avec optique à facettes ; caractéristique de rayonnement direct / indirect ; dispositif d'éclairage indirect avec platines dédiées et optique de lentille de grande qualité pour un éclairage maximal et homogène du plafond, contrôle séparé en option ; LED économes en énergie à restitution de couleur élevée

Quickinfo

3000 K, 4000 K, TW
 CRI ≥ 80, 3 SDCM
 UGR ≤ 16 / 65° ≤ 1500 cd/m²
 up to 148 lm/W
 L90 @ 50 000 h
 DALI-2, DALI-2 sensor
 reflector (UGR ≤ 16)

Types

BETO suspended



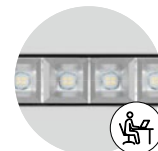
Colours



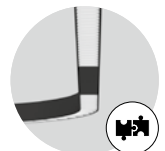
Light distributions



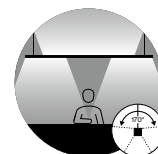
DiiA® standards
 251, 252, 253



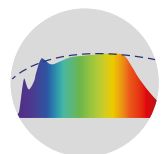
DIN EN 12464-1
 UGR ≤ 19



system
 solution (p.838)



glare-free direct
 and 170° indirect
 illumination



CRI ≥ 98
 XPECTRUM

Order options

COLOUR TEMPERATURE

3000K	5
4000K	6
tunable white 2700–6500K*	

*DALI-2 DT8

3000K + TW 2700–6500K*	
4000K + TW 2700–6500K*	

*DALI-2 DT8 (separately controllable)

CONTROL

DALI-2	3
DALI-2 D/I separately control.*	4
DALI-2 sensor	7

*not for tunable white 1857 mm;
not for indirect power

MATERIAL COLOUR

○ pure white RAL 9010	7
● jet black RAL 9005	8

LIGHT OPTIC COLOUR

dark chrome reflector	R
black reflector	B

LIGHT OPTIC COVER

reflector (UGR ≤ 16)

Options on request

COLOUR RENDERING INDEX

CRI ≥ 90	
CRI ≥ 98 XPECTRUM	

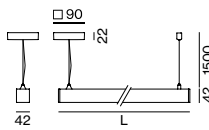
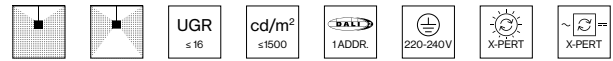
CONTROL

Casambi

TUNABLE WHITE

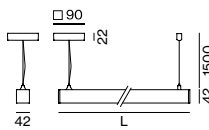

direct light static 3000K or 4000K and indirect light	
tunable 2700–6500K	

BETO suspended



INDIRECT POWER

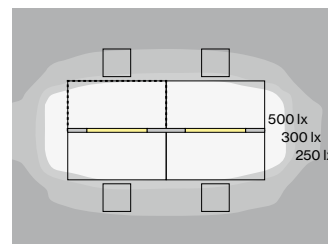
SYS. POWER	COLOUR TEMP.	LUM. FLUX	L (mm)	ORDER CODE
56W	3000K	↑ 7360lm	3457	074-62N9
	4000K	↑ 8120lm		
63W	2700–6500K	↑ 7640lm	3457	074-62N9D



DIRECT / INDIRECT POWER

SYS. POWER	COLOUR TEMP.	LUM. FLUX	L (mm)	ORDER CODE
50W	3000K	↓ 3250 / ↑ 3460lm	1857	074-6246
	4000K	↓ 3580 / ↑ 3810lm		
54W (2×DALI)	3000K	↓ 3350lm	1857	074-62D654
	2700–6500K	↑ 3120lm		
54W (2×DALI)	4000K	↓ 3540lm	1857	074-62D664
	2700–6500K	↑ 3120lm		
56W (2×)	2700–6500K	↑ 7030lm	1857	074-6246D
88W	3000K	↓ 4870 / ↑ 6910lm	3057	074-6249
	4000K	↓ 5370 / ↑ 7630lm		
90W (2×DALI)	3000K	↓ 5020lm	3057	074-62D954
	2700–6500K	↑ 6240lm		
90W (2×DALI)	4000K	↓ 5310lm	3057	074-62D964
	2700–6500K	↑ 6240lm		
93W (2×)	2700–6500K	↑ 12250lm	3057	074-6249D

Technical data



BETO suspended, 88W, 4000K direct/indirect power

ROOM VALUES

Room dimensions	5.4 × 4 × 2.8 m
Reflection factor	0.7 0.5 0.2
Maintenance factor	0.8
Mounting height	2.25 m

CALCULATION SURFACE

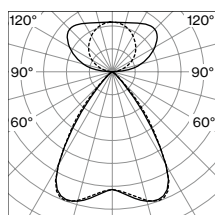
Surface dimensions	1.6 × 0.8
Surface height	0.75
Average illuminance (E _m)	> 500 lx
Uniformity (U ₀)	> 0.6

GLARE EVALUATION

Table Classification X=4H Y=8H S=0.25H	
UGR transversal	≤ 19
UGR axial	≤ 19
65° < 1500 cd/m²	



Light distribution



reflector (UGR ≤ 16)
direct/indirect power

LUMINOUS FLUX value calculated for
CRI ≥ 80, colour white, reflector chrome;
reflector black -29%