

INO square suspended

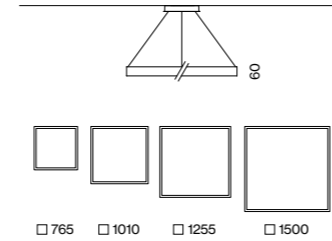
EN Square aluminium luminaire housing; surface powder coated; pendant fitting with cable suspension; height adjustment without tools; with transparent feeder cable; electronic operating unit installed in the canopy; completely homogeneously illuminated, satinised PMMA cover; inwards facing emission characteristics; direct/indirect illumination characteristic for additional emphasis of the ceiling and more visual comfort; energy-efficient LEDs with very good colour rendering; canopy with 2 cable openings and plug-in terminal for through wiring

IT Corpo illuminante quadrato in alluminio; verniciatura a polvere; sospeso con cavo a sospensione; regolazione altezza senza utensili; incl. cavo di alimentazione trasparente; alimentatore elettronico montato nel rosone; diffusore satinato in PMMA a illuminazione assolutamente omogenea; emissione verso l'interno; emissione diretta/indiretta per maggiore accentuazione del soffitto e migliore comfort visivo; LED ad efficienza energetica con elevata resa cromatica; rosone con 2 ingressi cavi e morsetto per cablaggio passante

Quickinfo

2700 K, 3000 K, 4000 K
 CRI ≥ 90, 3 SDCM
 up to 120 lm/W
 L90 @ 50 000 h
 DALI-2
 opal

Types



Colours



Light distribution



Order options

SUSPENSION
 cable 2000 mm / canopy central

COLOUR TEMPERATURE	
2700 K	4
3000 K	5
4000 K	6

CONTROL

DALI-2

MATERIAL COLOUR

○ pure white RAL 9010	7
● white aluminium RAL 9006	G
● jet black RAL 9005	8
● special colours* ● p. 992	X

*canopy always in white

LIGHT OPTIC COVER

opal high performance

Options on request

SUSPENSION

cable 2000 mm

COLOUR RENDERING INDEX

CRI ≥ 98 XPECTRUM

CONTROL

Casambi

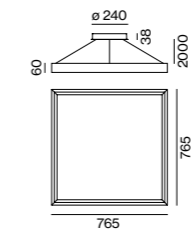
COLOUR TEMPERATURE

tunable white 2700–6500 K

DALI-2 DT8

SHAPES

INO trig suspended
 INO hex suspended
 INO circle vertical suspended

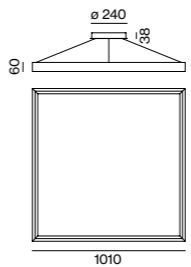


INO 750 square suspended

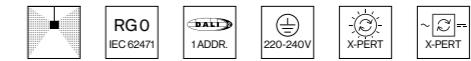


DIRECT / INDIRECT

SYSTEM POWER	COLOUR TEMP.	LUMINOUS FLUX	ORDER CODE
39 W	2700 K	4230 lm	0 3 4 - 4 4 4 2 :: 3 H
	3000 K	4450 lm	
	4000 K	4670 lm	

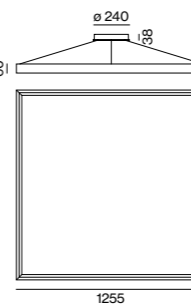


INO 1000 square suspended



DIRECT / INDIRECT

SYSTEM POWER	COLOUR TEMP.	LUMINOUS FLUX	ORDER CODE
52 W	2700 K	5640 lm	0 3 4 - 4 4 4 3 :: 3 H
	3000 K	5930 lm	
	4000 K	6220 lm	

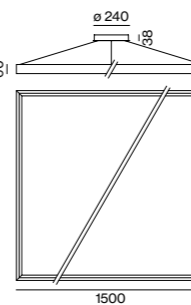


INO 1250 square suspended



DIRECT / INDIRECT

SYSTEM POWER	COLOUR TEMP.	LUMINOUS FLUX	ORDER CODE
65 W	2700 K	7060 lm	0 3 4 - 4 4 4 4 :: 3 H
	3000 K	7420 lm	
	4000 K	7780 lm	



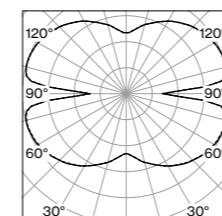
INO 1500 square suspended



DIRECT / INDIRECT


SYSTEM POWER	COLOUR TEMP.	LUMINOUS FLUX	ORDER CODE
79 W	2700 K	8480 lm	0 3 4 - 4 4 4 5 :: 3 H
	3000 K	8920 lm	
	4000 K	9340 lm	

Light distribution



opal high performance
 direct/indirect

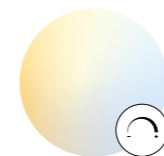
LUMINOUS FLUX value calculated for CRI ≥ 90, colour white, cover opal



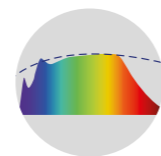
DiiA® standards
 251, 252, 253



direct/indirect
 illumination



tunable white
 2700–6500 K



CRI ≥ 98
 XPECTRUM