

## TASK S

suspended

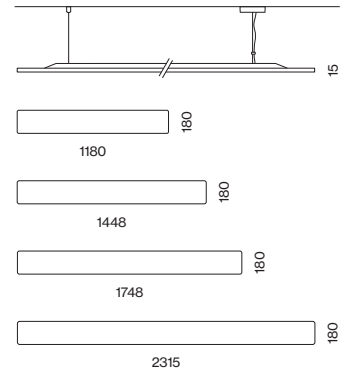
**EN** Rectangular housing made of aluminium with rounded edges; ultra low-profile design (only 15mm); surface powder coated; 1500 mm cable suspension, tool-less height adjustment; incl. feed; direct or direct/indirect light distribution by LGP body (Light Guiding Prism); side coupled light, directed downwards or up and down by laser engraving; light control via highly reflective reflector material; optional: indirect component with special PCBs for increased luminous flux and maximum ceiling illumination; completely homogeneous illumination; energy-efficient LEDs with very good colour rendering; canopy with 2 cable openings and plug-in terminal for through wiring

**FR** Corps du luminaire rectangulaire en aluminium avec bords arrondis ; forme extrêm. plate (15 mm seulement) ; surface thermolaquée ; suspension à câble 1500 mm réglable en hauteur sans outil ; incl. conduit d'alimentation ; distribution de lumière directe ou directe/indirecte par LGP-Body (Light Guiding Prism) ; lumière couplée latéralement par gravure laser, dirigée vers le bas ou vers le haut et le bas ; guidage lumière au moyen de matériau réflecteur hautement réfléchissant ; en option : partie indirecte avec platines dédiées pour un flux lumineux accru et un éclairage maximal du plafond ; éclairage parfaitement homogène ; LED économes en énergie à restitution de couleur élevée ; cache-piton avec 2 orifices de câblage et CIIP de fixation pour câblage continu

### Quickinfo

3000 K, 4000 K, TW  
 CRI ≥ 90, 3 SDCM  
 UGR ≤ 19 / 65° ≤ 3000 cd/m²  
 up to 126 lm/W  
 L95 @ 50 000 h  
 DALI-2  
 brightness & presence sensor  
 microprismatic (UGR ≤ 19)

### Types



### Colours



### Light distributions



DiiA® standards  
 251, 252, 253



direct/indirect  
 illumination



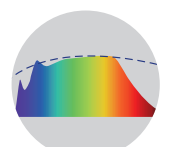
system solution  
 (p. 812)



DIN EN 12464-1  
 UGR ≤ 19



tunable white  
 2700–6500K



CRI ≥ 98  
 XPECTRUM

## Order options

### SUSPENSION

cable 1500 mm

### COLOUR TEMPERATURE

3000K 0

4000K 1

tunable white 2700–6500K\*

\*DALI-2 DT8; CRI≥80

3000K + TW 2700–6500K

4000K + TW 2700–6500K

DALI-2 DT8 (separately controllable)

### CONTROL

DALI-2 3

ESSENTIAL sensor\* 7

(brightness & presence)

\*version with sensor: length + 9 mm

### MATERIAL COLOUR

○ pure white RAL 9010 7

● jet black RAL 9005 8

● special colours\* p.992 X

\*canopy always in white

### LIGHT OPTIC COVER

microprismatic (UGR≤19)

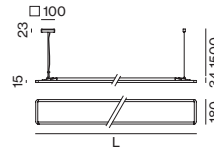
## Order options

### COLOUR RENDERING INDEX

CRI≥80

CRI≥98 XPECTRUM

## TASK S suspended



### DIRECT / INDIRECT SOFT

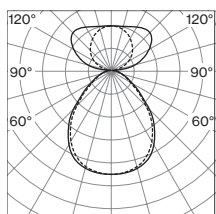
SYS. POWER	COLOUR TEMP.	LUM. FLUX	L (mm)	ORDER CODE
19.5W	3000K	↓ 1900/± 327lm	1180	0 5 9 - 5 2 5 4 :: ◆ □ K
	4000K	↓ 2020/± 347lm		
24.4W	3000K	↓ 2380/± 408lm	1448	0 5 9 - 5 2 5 5 :: ◆ □ K
	4000K	↓ 2540/± 435lm		
29.2W	3000K	↓ 2860/± 490lm	1748	0 5 9 - 5 2 5 6 :: ◆ □ K
	4000K	↓ 3040/± 521lm		
39W	3000K	↓ 3810/± 653lm	2315	0 5 9 - 5 2 5 8 :: ◆ □ K
	4000K	↓ 4050/± 695lm		



### DIRECT / INDIRECT POWER

SYS. POWER	COLOUR TEMP.	LUM. FLUX	L (mm)	ORDER CODE
29.6W	3000K	↓ 1890/± 1540lm	1180	0 5 9 - 5 2 6 4 :: ◆ □ K
	4000K	↓ 2010/± 1640lm		
22.3W (2×DALI)	3000K	↓ 1440lm	1180	0 5 9 - 5 2 D 4 0 3 □ K
	2700–6500K	± 1230lm		
22.3W (2×DALI)	4000K	↓ 1560lm	1180	0 5 9 - 5 2 D 4 1 3 □ K
	2700–6500K	± 1230lm		
36W (2×)	2700–6500K	± 4010lm	1180	0 5 9 - 5 2 6 4 D ◆ □ K
37W	3000K	↓ 2360/± 1920lm	1448	0 5 9 - 5 2 6 5 :: ◆ □ K
	4000K	↓ 2520/± 2050lm		
27.9W (2×DALI)	3000K	↓ 1800lm	1448	0 5 9 - 5 2 D 5 0 ◆ □ K
	2700–6500K	± 1540lm		
27.9W (2×DALI)	4000K	↓ 1950lm	1448	0 5 9 - 5 2 D 5 1 ◆ □ K
	2700–6500K	± 1540lm		
44W (2×)	2700–6500K	± 5010lm	1448	0 5 9 - 5 2 6 5 D ◆ □ K
44W	3000K	↓ 2840/± 2310lm	1748	0 5 9 - 5 2 6 6 :: ◆ □ K
	4000K	↓ 3020/± 2460lm		
33W (2×DALI)	3000K	↓ 2160lm	1748	0 5 9 - 5 2 D 6 0 ◆ □ K
	2700–6500K	± 1840lm		
33W (2×DALI)	4000K	↓ 2330lm	1748	0 5 9 - 5 2 D 6 1 ◆ □ K
	2700–6500K	± 1840lm		
53W (2×)	2700–6500K	± 6010lm	1748	0 5 9 - 5 2 6 6 D ◆ □ K
59W	3000K	↓ 3780/± 3080lm	2315	0 5 9 - 5 2 6 8 :: ◆ □ K
	4000K	↓ 4030/± 3270lm		
45W (2×DALI)	3000K	↓ 2880lm	2315	0 5 9 - 5 2 D 8 0 ◆ □ K
	2700–6500K	± 2460lm		
45W (2×DALI)	4000K	↓ 3110lm	2315	0 5 9 - 5 2 D 8 1 ◆ □ K
	2700–6500K	± 2460lm		
71W (2×)	2700–6500K	± 8010lm	2315	0 5 9 - 5 2 6 8 D ◆ □ K

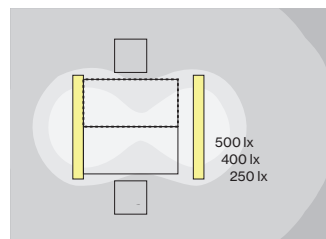
## Light distribution



microprismatic  
direct/indirect power

**LUMINOUS FLUX** value calculated for  
CRI≥90, colour white, cover microprismatic

## Technical data



**TASK S** suspended, 1748 mm  
44W, 4000K, direct/indirect power

### ROOM VALUES

Room dimensions 5,4 × 4 × 2,8 m  
Reflection factor 0,7 | 0,5 | 0,2  
Maintenance factor 0,8  
Suspension height 2,25 m

### CALCULATION SURFACE .....

Surface dimensions 1,6 × 0,8 m  
Surface height 0,75 m  
Average illuminance ( $E_m$ ) > 500 lx  
Uniformity ( $U_0$ ) > 0,6

### GLARE EVALUATION

Table Classification X=4H | Y=8H | S=0.25H  
UGR transversal ≤ 19  
UGR axial ≤ 19

