



TUBO 100

surface/suspended

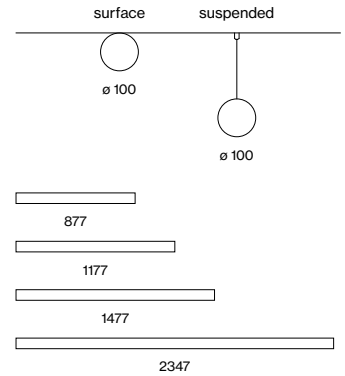
EN Supporting profile in extruded aluminium; end cap in aluminium, no visible screws; powder coated; suitable for wall or ceiling mounting (TUBO 100 surface); surface mounted or suspended luminaire with cable suspension; height adjustment without tools; spring clip attachment to the luminaire; freely positionable; with transparent feeder cable; luminaire profile for mounting available in advance; remaining components mounted without tools; light inset consisting of highly reflective coated extruded profile for improved thermal management; cylindrical cover made of satinised PMMA for homogeneous illumination; with 340° light emission and light ceiling illumination; energy-eff. LEDs – very good colour rendering

FR Profilé portant en profil extrudé en aluminium ; couvercle final en aluminium, aucune vis visible ; thermolaquée ; convient au montage mur ou plafond (TUBO 100 surface) ; luminaire en saillie ou suspendu avec câble de suspension ; réglage en hauteur sans outil ; fixation au luminaire au moyen de clips à ressort ; positionnement libre ; conduit d'alimentation transparent inclus ; Profilé de luminaire pour montage livrable avant ; composants restants montable sans outil ; élément lumineux composé de profilé extrudé laqué hautement réfléchissant pour une gestion thermique améliorée ; cache cylindrique en PMMA satiné pour éclairage homogène ; avec diffusion de lumière à 340° et léger éclairage de plafond ; LED à haut rend. éner. – excellent rendu coul.

Quickinfo

3000K, 4000K
CRI ≥ 80, 3 SDCM
up to 138lm/W
L90 @ 50000h
non DIM, DALI-2
opal

Types




Colour



Light distributions



system
solution (p. 954)



uniform
illumination

Order options

COLOUR TEMPERATURE	☐☐
3000K	5
4000K	6

CONTROL	⬆️⬆️
non DIM	1
DALI-2	3

MATERIAL COLOUR

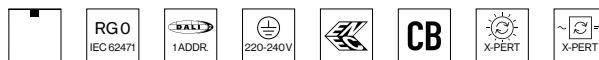
○ pure white RAL 9010

LIGHT OPTIC COVER

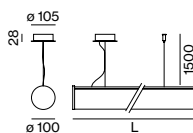
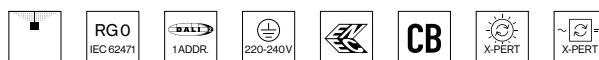
opal

Options on request**CONTROL**

Casambi

**TUBO 100 surface****LUMINAIRE**

SYS. POWER	COLOUR TEMP.	LUM. FLUX	L (mm)	ORDER CODE
27.5 W	3000K	3580lm	877	0 5 8 - 1 1 3 3 ☐☐ ⬆️⬆️ 7 0
	4000K	3790lm		
37 W	3000K	4770lm	1177	0 5 8 - 1 1 3 4 ☐☐ ⬆️⬆️ 7 0
	4000K	5050lm		
46 W	3000K	5960lm	1477	0 5 8 - 1 1 3 5 ☐☐ ⬆️⬆️ 7 0
	4000K	6310lm		
73 W	3000K	9540lm	2347	0 5 8 - 1 1 3 8 ☐☐ ⬆️⬆️ 7 0
	4000K	10100lm		

**TUBO 100 suspended****LUMINAIRE**

SYS. POWER	COLOUR TEMP.	LUM. FLUX	L (mm)	ORDER CODE
27.5 W	3000K	3580lm	877	0 5 8 - 1 2 3 3 ☐☐ ⬆️⬆️ 7 0
	4000K	3790lm		
37 W	3000K	4770lm	1177	0 5 8 - 1 2 3 4 ☐☐ ⬆️⬆️ 7 0
	4000K	5050lm		
46 W	3000K	5960lm	1477	0 5 8 - 1 2 3 5 ☐☐ ⬆️⬆️ 7 0
	4000K	6310lm		
73 W	3000K	9540lm	2347	0 5 8 - 1 2 3 8 ☐☐ ⬆️⬆️ 7 0
	4000K	10100lm		